

# TASK CARDS & RESOURCE PACK FOR KG2 PARENTS

TERM 3, 2018

NUMERACY TEAM FOR SECRETARIAT

## Counting & Recognising Numbers: Resource 1

- Cut out the pictures of animals and numbers.
- Shuffle the cards.
- Match the number card to the animals.

## Counting & Recognising Numbers: Resource 2

- Shuffle the cards.
- Place them all number side up.
- Pick any card, turn it over, count how many dots, and find the matching number from the rest of the cards. Continue until you have used all the cards.

## Counting & Putting Numbers in Order: Resource 3

- Shuffle the cards.
- Ask child to put them in order from 1 to 5/10 and from 5/10 to 1.

## Counting & Putting Numbers in Order: Resource 3

- Put numbers in sequence
- Ask child to cover his/her eyes and remove one card. Which number is missing?

### Counting & Putting Numbers in Order: Resource 3

- Put numbers in sequence
- Ask child to cover his/her eyes and swop two cards.
- Which numbers are in the wrong place?

### Counting & Putting Numbers in Order: Resource 3

- Pick a number.
- Ask child: What is this number? What comes before? What comes after?
- Repeat using all numbers.

### Counting & Understanding Numbers: Resource 3

- Pick a number.
- Ask child: What is this number? Can you show me this number using counters? How many do I have in all? What happens if I give you another counter? How many do you have now? So I more than ... is ...

### Counting & Understanding Numbers: Resource 3

- Pick a number.
- Ask child: What is this number? Can you show me this number using counters? How many do I have in all? What happens if I take away 1 counter? How many do you have now? So I less than ... is ...


### Comparing Numbers: Resource 3

- Pick 2 numbers.
- Ask child: What are these numbers? Can you show me these numbers using counters? Which number is bigger/smaller? How do we know? So ...is bigger/smaller than ...


### Simple Story Sums: Resource 4

- Read and reason out stories together.
- Use counters to help you.
- You can also draw pictures to help you understand.


RESOURCE 1



1




2



3




4




Five cartoon chickens are arranged in two rows: three in the top row and two in the bottom row. Each chicken is white with a brown body and a red comb.

5




Six cartoon giraffes are arranged in two rows: three in the top row and three in the bottom row. They are yellow with brown spots.

6




Seven cartoon blue birds are arranged in two rows: four in the top row and three in the bottom row. They are light blue with yellow beaks.

7

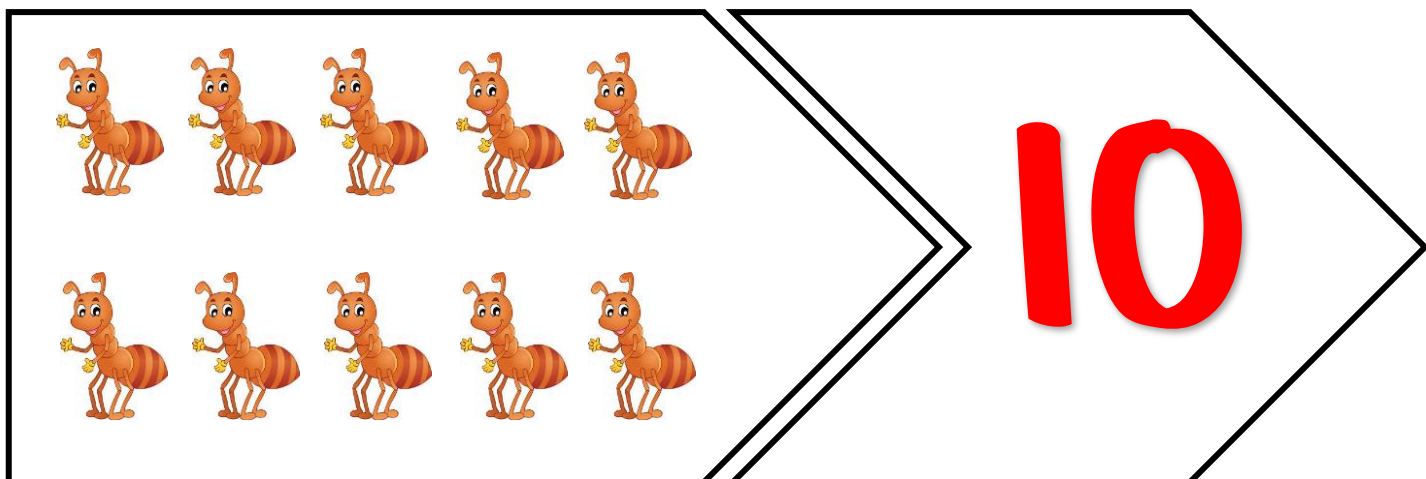


Eight cartoon orange cats are arranged in two rows of four. They are orange with white chests and pink ears.

8














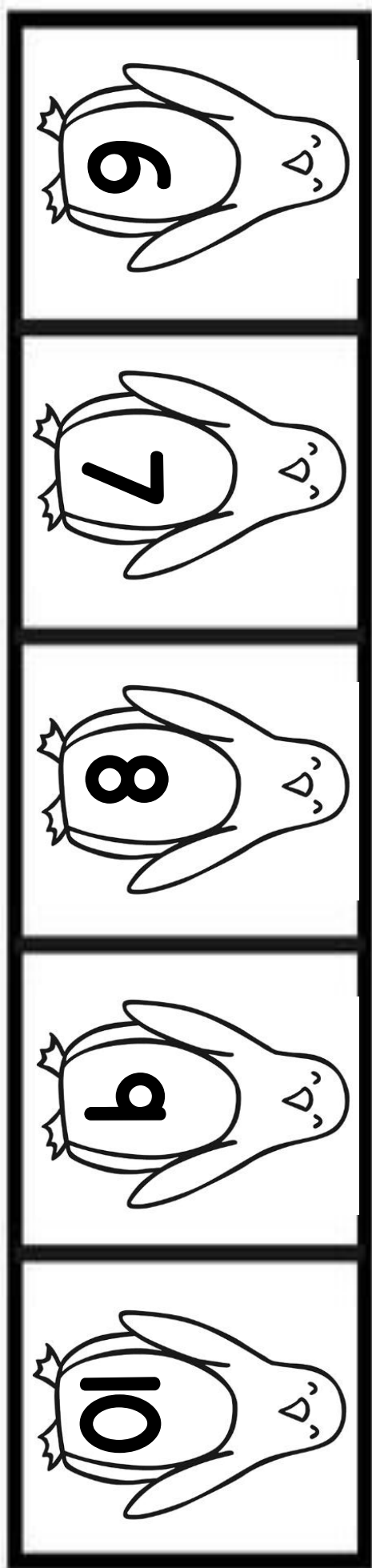
9



10

RESOURCE 2





I have 2 dogs and 3 cats at home.

How many pets do I have in all?



I see 1 black dog and 6 brown dogs.

How many dogs do I see in all?



I had 4 sweets and ate 1.

How many sweets do I have left?





There are 7 birds on a tree  
and 2 flew away.

How many birds are left on  
the tree?



John has 10 cars and Jack  
has 8 cars.

Who has more?



Jane has 9 stickers and Mary  
has 5.

Who has less?

